



**STAINMANN**  
Maschinenbau

# CONCRETE BATCHING PLANT

---

**80-100 m<sup>3</sup>/h**



## CONCRETE PRODUCTION AT A CAPACITY OF 80-100 m<sup>3</sup>/h:



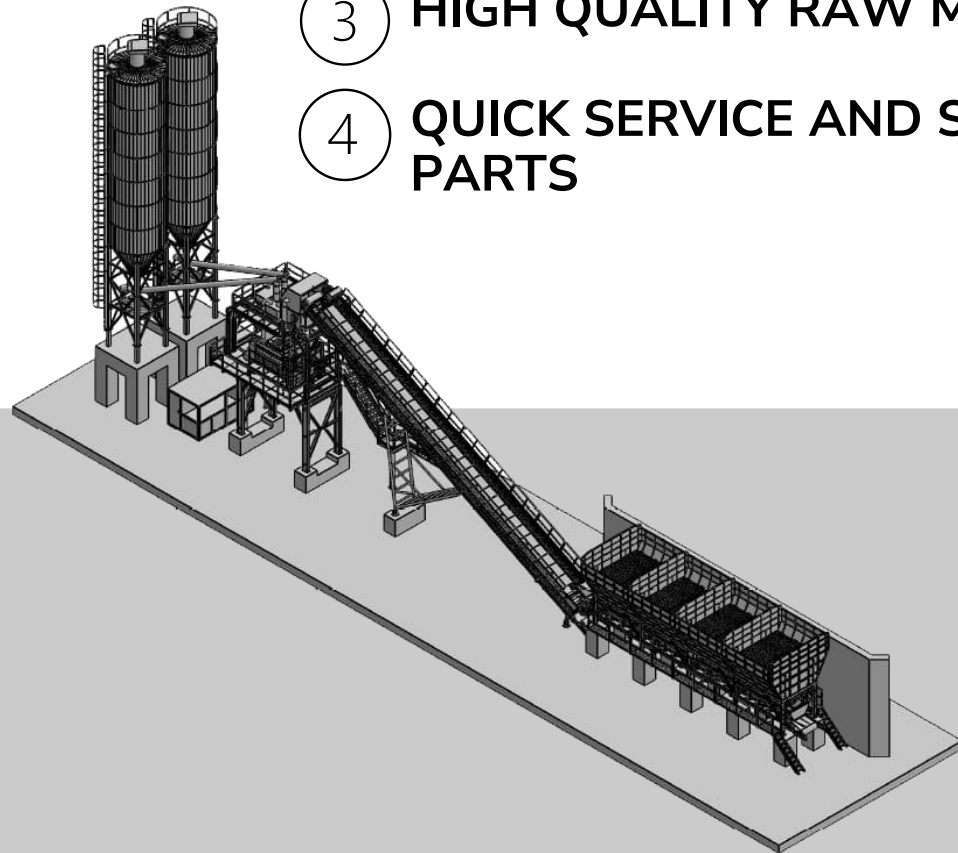
- ✓ STATIONARYMIX ST-100
- ✓ MODULMIX ST-100
- ✓ SUPERMOBILMIX ST-100
- ✓ COMPACTMIX ST-80
- ✓ COMPACTMIX ST-100



# STATIONARYMIX ST-100



- ① TRANSPORTATION WITH 5 TRUCKS
- ② EASY TRANSPORTATION THANKS TO HINGE SYSTEM
- ③ HIGH QUALITY RAW MATERIAL
- ④ QUICK SERVICE AND SPARE PARTS



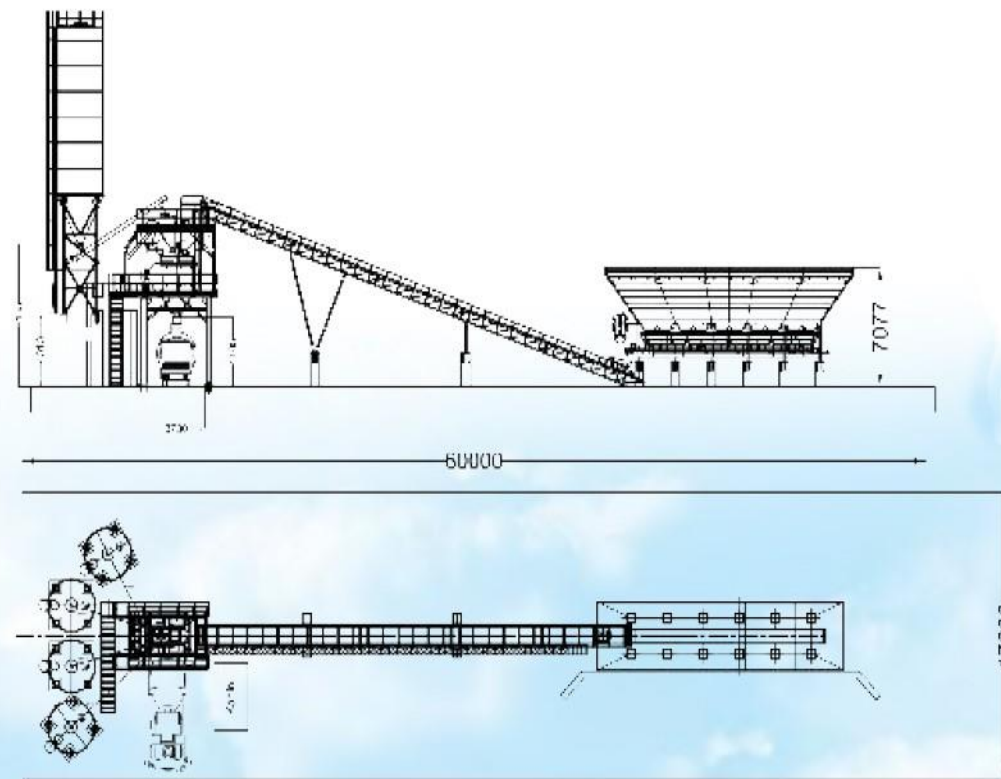
- ⑤ STRONG MIXER WEARING PLATES
- ⑥ EXCELLENT PERFORMANCE ON HEAVY-DUTY CONDITIONS
- ⑦ ECONOMIC DESIGN TO REDUCE COSTS



# STATIONARY MIX ST-100



CAPACITY / HR	m <sup>3</sup> /h	90-100
MIXER TYPE		Planetary Twin Shaft
MIXER CAPACITY	Liter	2000
DRY FILLING CAPACITY	Liter	3000
COMPACTED CONCRETE - OUTPUT	Liter	2000
AGGREGATE STOCKING	m <sup>3</sup>	120-180
AGGREGATE COMPARTMENTS		4-6
AGGREGATE WEIGHING HOPPER CAPACITY	m <sup>3</sup>	8-10
CEMENT WEIGHING HOPPER CAPACITY	Liter	1000
WATER WEIGHING HOPPER CAPACITY	Liter	600
TOTAL POWER	kW	170
VOLTAGE (various alternatives)		400V-50HZ





- ① TRANSPORTATION WITH A SINGLE TRUCK EXCEPT THE SILO
- ② HIGH QUALITY RAW MATERIAL



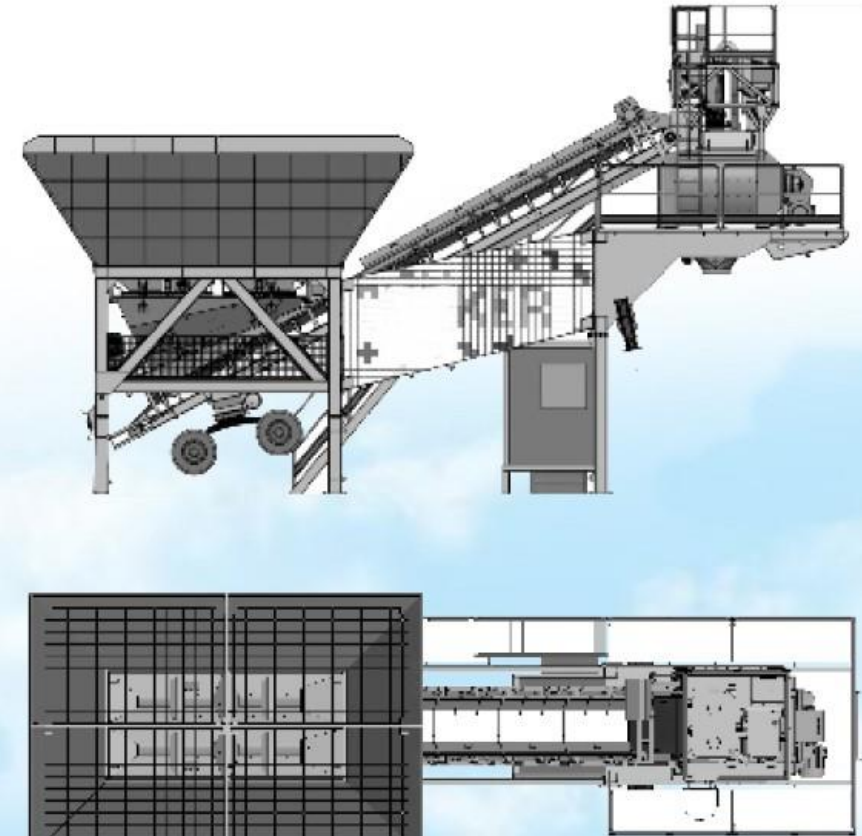
- ③ QUICK SERVICE AND SPARE PARTS
- ④ STRONG MIXER WEARING PLATES
- ⑤ EXCELLENT PERFORMANCE ON HEAVY-DUTY CONDITIONS
- ⑥ ECONOMIC DESIGN TO REDUCE COSTS



# MODULMIX ST-100



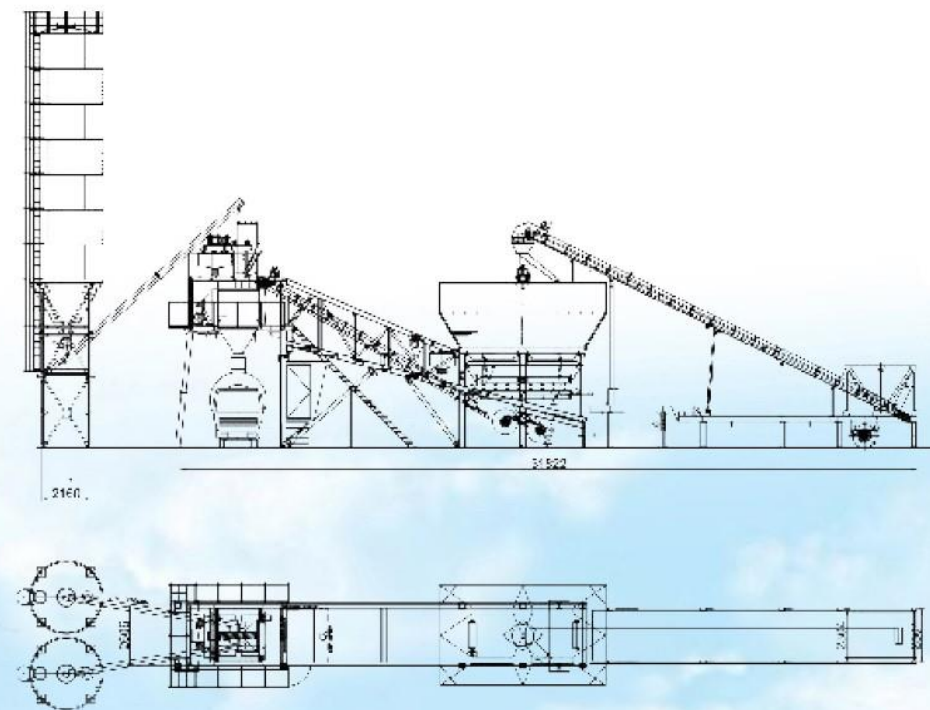
CAPACITY / HR	m <sup>3</sup> /h	90-100
MIXER TYPE	m <sup>3</sup>	Twin Shaft
DRY FILLING CAPACITY	Liter	3000
COMPACTED CONCRETE - OUTPUT	Liter	2000
AGGREGATE DEPOLAMA	m <sup>3</sup>	4x20=80
AGGREGATE COMPARTMENTS	Each	4
AGGREGATE WEIGHING HOPPER CAPACITY	m <sup>3</sup>	6
ADDITIVE HOPPER CAPACITY	kg	30
CEMENT WEIGHING HOPPER CAPACITY	Liter	1200
WATER WEIGHING HOPPER CAPACITY	Liter	600
TOTAL POWER	kW	170
AGGREGATES LOADING SYSTEM	mm	800x14000
VOLTAGE (various alternatives)	400V-50HZ	



# SUPERMOBILMIX ST-100



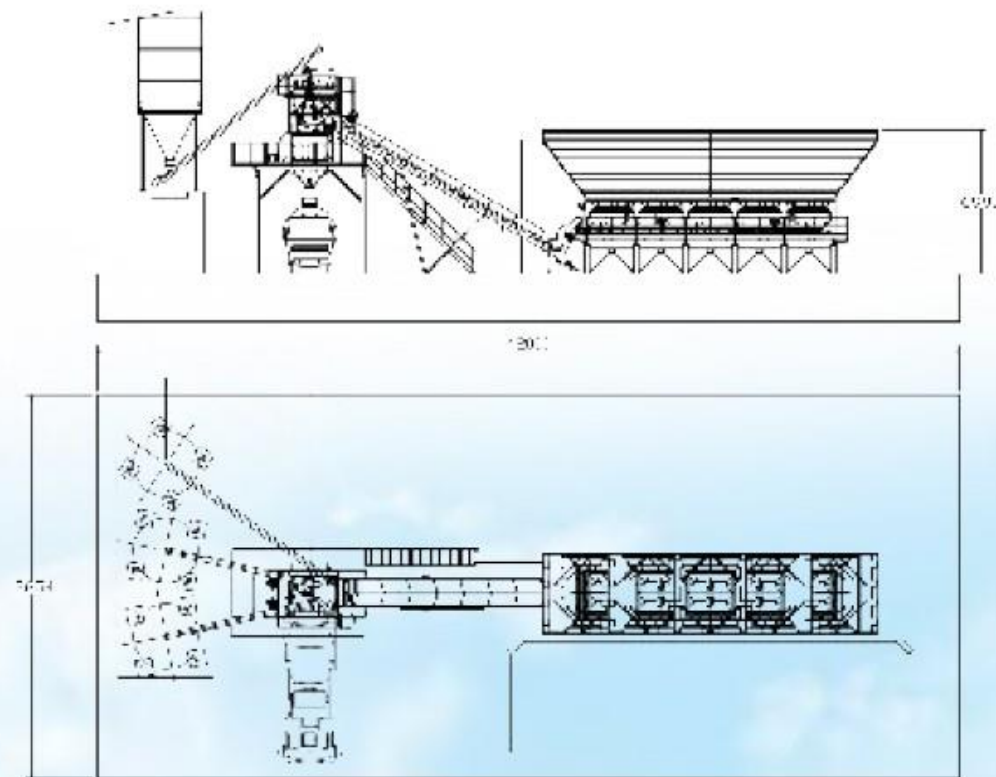
CAPACITY / HR	m <sup>3</sup> /h	100
MIXER TYPE	m <sup>3</sup>	Twin Shaft
DRY FILLING CAPACITY	Liter	3000
COMPACTED CONCRETE - OUTPUT	Liter	2000
AGGREGATE DEPOLAMA	m <sup>3</sup>	4x20=80
AGGREGATE COMPARTMENTS	Each	4
AGGREGATE WEIGHING HOPPER CAPACITY	m <sup>3</sup>	6
ADDITIVE HOPPER CAPACITY	kg	30
CEMENT WEIGHING HOPPER CAPACITY	Liter	1200
WATER WEIGHING HOPPER CAPACITY	Liter	600
TOTAL POWER	kW	170
AGGREGATES LOADING SYSTEM	mm	800x14000
VOLTAGE (various alternatives)	400V-50HZ	



# COMPACTMIX ST-80



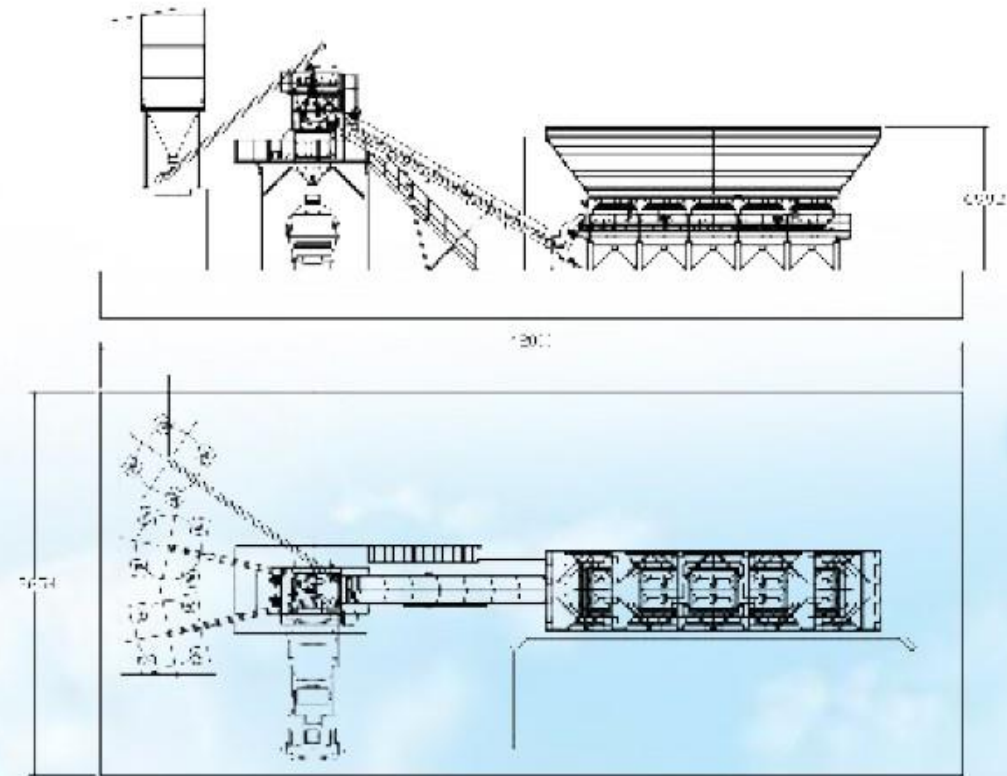
CAPACITY / HR	m <sup>3</sup> /h	80
MIXER TYPE	m <sup>3</sup>	Twin Shaft
MIXER CAPACITY	Liter	1700
DRY FILLING CAPACITY	Liter	2500
COMPACTED CONCRETE - OUTPUT	Liter	1700
AGGREGATE STOCKING	m <sup>3</sup>	60-100
AGGREGATE COMPARTMENTS	Each	3-4
AGGREGATE WEIGHING HOPPER CAPACITY	m <sup>3</sup>	6
ADDITIVE HOPPER CAPACITY	kg	15
CEMENT WEIGHING HOPPER CAPACITY	Liter	800
WATER WEIGHING HOPPER CAPACITY	Liter	300
TOTAL POWER	kW	180
VOLTAGE (various alternatives)		400V-50HZ





# COMPACTMIX ST-100

CAPACITY / HR	m <sup>3</sup> /h	100
MIXER TYPE	m <sup>3</sup>	Twin Shaft
MIXER CAPACITY	Liter	2000
DRY FILLING CAPACITY	Liter	3000
COMPACTED CONCRETE - OUTPUT	Liter	2000
AGGREGATE STOCKING	m <sup>3</sup>	4x25=100
AGGREGATE COMPARTMENTS	Each	4
AGGREGATE WEIGHING HOPPER CAPACITY	m <sup>3</sup>	10
ADDITIVE HOPPER CAPACITY	kg	30
CEMENT WEIGHING HOPPER CAPACITY	Liter	1000
WATER WEIGHING HOPPER CAPACITY	Liter	600
TOTAL POWER	kW	180
VOLTAGE (various alternatives)	400V-50HZ	





[www.stainmann.com](http://www.stainmann.com)



[info@stainmann.com](mailto:info@stainmann.com)



+38 (067) 801 77 00



[facebook.com/  
StainmannMaschinenbau](https://facebook.com/StainmannMaschinenbau)

[instagram.com/  
stainmannmaschinenbau](https://instagram.com/stainmannmaschinenbau)



[www.youtube.com/channel/  
stainmann](https://www.youtube.com/channel/stainmann)